



HDMI Encoder/Decoder

NJR-P01UC-T/NJR-P01UC-R

The NJR-P01UC is an AV over IP solution for high definition signal transmission via category cables. This 4K solution leverages 10 Gb Ethernet switches and enables signal management of 4K@60 (4:4:4) signals with zero latency. USB HID class is also supported for KVM extension application. Additionally, via the NJR-P01UC, the NJR-CTB can be controlled using an IR cable (IR-P01-R) and recommended remote controller. The NJR-P01UC features LAN/RS-232C bidirectional communication.

The NJR-P01UC can be powered from PoE-supported 10 GbE switch over a Category cable; this feature eliminates the need for AC adapter.

Use this product with a combination of NJR-P01UC-T and NJR-P01UC-R or IP-NINJAR series products.

■ Specification

Item		NJR-P01UC-T (Encoder)	NJR-P01UC-R (Decoder)
Input	1 input	HDMI/DVI 1.0 TMDS single link HDCP 1.4/2.2 HDR (*1) x.v.Color/3D/ARC/HEC/CEC are not supported. EDID emulation Connector: 1 female HDMI Type A (19-pin) Use 16 ft. (5 m) or shorter HDMI cables.	1 input Digital signal for extension Format: IP-NINJAR protocol RS-232C/LAN/USB PoE power supplied (PD) (IEEE 802.3at/IEEE 802.3af) Connector: 1 RJ-45
	1 output	Digital signal for extension Format: IP-NINJAR protocol RS-232C/LAN/USB PoE power supplied (PD) (IEEE 802.3at/IEEE 802.3af) Connector: 1 RJ-45	1 output HDMI/DVI 1.0 TMDS single link HDCP 1.4/2.2 HDR (*1) x.v.Color/3D/ARC/HEC/CEC are not supported. Connector: 1 female HDMI Type A (19-pin) Use 16 ft. (5 m) or shorter HDMI cables.
Format		VGA / SVGA / XGA / WXGA (1280x768) / WXGA (1280x800) / Quad-VGA / SXGA / WXGA (1360x768) / WXGA (1366x768) / SXGA+ / WXGA+ / WXGA++ / UXGA / WSXGA+ / VESAHD / WUXGA / QWUXGA / 4K 480i / 480p / 576i / 576p / 720p / 1080i / 1080p / 4K For 4K formats, 24 Hz/25 Hz/30 Hz/50Hz (4:4:4)/60 Hz (4:4:4) are supported.	
Color depth		24 bit, 30 bit, 36 bit Deep Color For 4K formats: only 24 bit	
Dot clock		25 MHz to 600 MHz	
TMDS clock		25 MHz to 300 MHz	
TMDS data rate		0.75 Gbps to 18 Gbps	
Digital audio input		Multi-channel LPCM up to 8 channels Sampling frequency: 32 kHz to 192 kHz Sample size: 16 bit to 24 bit	—
Digital audio output		—	Multi-channel LPCM up to 8 channels Sampling frequency: 32 kHz to 192 kHz Sample size: 16 bit to 24 bit
Cable for extension	Cable	Cat6A STP cable	
	Transmission distance (*2)	Up to 328 ft. (100 m)	
Control	RS-232C	1 port/captive screw (3-pin), full duplex, up to 115.2 kbps	
	LAN	1 port/RJ-45 10Base-T/100Base-TX/1000Base-T (Auto Negotiation), Auto MDI/MDI-X	
	USB	1 port/female Type-B (HID class)	2 ports/female Type-A (HID class)
	IR input	1 port/captive screw (3-pin)	
Functions		DDC buffer, Connection Reset (*3)	
General	AC adapter	Input : 100 - 240 VAC \pm 10%, 50 Hz/60 Hz \pm 3 Hz Output : DC 12 V 3 A (A dedicated AC adapter is provided)	
	Power consumption	About 11 Watts	About 13 Watts
	Dimensions	4.2 (W) \times 1.1 (H) \times 7.9 (D)" (106 (W) \times 28 (H) \times 200 (D) mm) (Quarter rack wide, thin type) (Excluding connectors and the like)	
	Weight	1.8 lbs. (0.8 kg)	
	Temperature	Operating: 32°F to 104°F (0°C to +40°C) Storage: -4°F to +176°F (-20°C to +80°C)	
	Humidity	Operating/Storage: 20% to 90% (Non Condensing)	

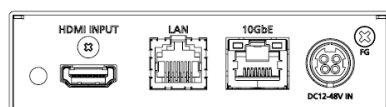
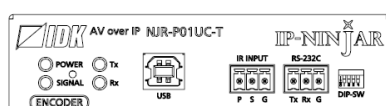
*1 HDR is supported if the connected sink device supports HDR and its copied EDID is set for EDID setting.

*2 The actual maximum transmission distance may be shorter than the stated distance depending on the following conditions: quality and cabling of the Cat6A cable, combination with 10 GbE switch, and installation status of the 10 GbE switch. Video may be disturbed or may not be output even if signals are within the range mentioned above.

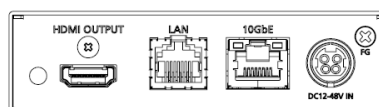
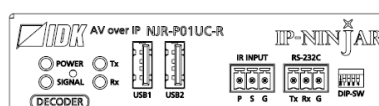
*3 For digital systems, some problems, such as an HDCP authentication error, can often be recovered by physically disconnecting and reconnecting the digital cables. However, the Connection Reset feature will fix these problems automatically without the need to physically plug and unplug the cables. It creates the same condition as if the cable were physically disconnected and reconnected. This feature only works for the NJR-P's output. If other devices are connected between the NJR-P's output and sink device, this feature may be invalid.

■ Front & Rear Panels

NJR-P01UC-T



NJR-P01UC-R



●All specifications and drawings are subject to change without notice. ●Please do not use the supplied AC adapter and power supply cable for other products. ●The terms HDMI and HDMI High-Definition Multimedia Interface, and the HDMI Logo are trademarks or registered trademarks of HDMI Licensing Administrator, Inc. in the United States and other countries. ●Connection Reset and IP-NINJAR are registered trademarks of IDK Corporation in Japan. ●All other company and product names mentioned in this document are either registered trademarks or trademarks of their respective owners. In this document, the "®" or "™" marks may not be specified.