

## Overview

---

Dante PoE powered ceiling speaker as a part of ADECIA Solution



## Features

---

- Simple installation and seamless connectivity with any Dante output device
- Creates enhanced flexibility for the ADECIA Solution - Optimised performance when used in conference rooms
- A single PoE+ network cable connection avoids complex wiring and enables audio control via Dante
- Full-range, bass-reflex, powered speaker
- 160° horizontal directivity angle for a large coverage area
- 2kg,  $\Phi 225 \times D133\text{mm}$

## Specifications

1/2

### General Specifications

Description	VXC2P Speaker System	
System Type	Full-range bass-reflex powered speaker	
Dimensions (Φ x D)	Φ225 mm x D133 mm (including grille)	
Weight	1.8 kg (including grille)	
Power Requirements	PoE+ (IEEE 802.3at), PoE (IEEE 802.3af)	
Maximum Power Consumption	25.5W (PoE+ (IEEE 802.3at)), 12.95W (PoE (IEEE 802.3af))	
Idle Power Consumption	4.0W	
1/8 Power Consumption	6.2W (PoE+ (IEEE 802.3at)), 4.9W (PoE (IEEE 802.3af))	
In Operation	Temperature	0°C – 40°C
	Humidity	30% – 90% (No condensation)
Storage	Temperature	-20°C – 60°C
	Humidity	20% – 90% (No condensation)
Cooling Method	Natural convection	
Accessories	Grille, Cutout template, Safety wire, Owner's Manual, Safety Guide, Installation/dimensional diagram	
Color	White	
Protection Circuit	[Product] Over temperature protection, Over power output protection, Over voltage protection, Under voltage lockout	
	[Amplifier] Over temperature protection, Over current shutdown, DC detect protection, Over voltage protection, Under voltage lockout, Clock detection protection	
	[Power supply] Over load protection, Thermal shutdown	
Component Configuration	2.5" (6.4 cm) full range unit	
Enclosure Specifications	Cabinet Material	Steel 1.0 mm Black
	Baffle Material	PP (HB) 5 mm Black
Grille Specifications	Material	Metal grille: Powder coated perforated steel 0.6mm Aperture rate: 51% Trim ring: ABS (V-0)
		Finish
	Input/Output Terminal	RJ-45 (PoE / Dante) x 1
Operator	DIP switch 8P x 1	
Indicator	Power (Front), SYNC (RJ-45), LINK/ACT (RJ-45)	
Installation Method	Ceiling mount	
	Cutout size: Φ186 mm	
	Required ceiling board thickness: 5 mm – 24 mm Conduit Tube: Terminal Cover Knockout diameter: Φ27.6mm	
Maximum Device Number with RM-CR	16	
Dust And Water Resistance	No	
Magnetically Shielded	No	
Eco Products	No	
Frequency Range (-10dB) *1	80Hz – 20kHz	
Coverage Angle (-6dB 1-4kHz Average)	160° conical	
Maximum SPL (Peak) *1, *2	97dB SPL	
Certification	VCCI	

\*1 Half-space (2π)

\*2 Measured at 2m; value converted to 1m is shown (frequency range: 100 Hz – 10 kHz)

## Specifications

2/2

### Electrical Specifications

Amplifier Type	Class-D
Power Rating (Dynamic)	15W (PoE+ (IEEE 802.3at)), 6W (PoE (IEEE 802.3af))
Power Rating (Continuous)	15W (PoE+ (IEEE 802.3at)), 6W (PoE (IEEE 802.3af))
Sampling Rate	48kHz
Signal Processing	EQ/Enhancer, Volume, PEQ, Ducker (Noise gate), MIXER, Delay, Speaker EQ (6band)

### Network Specifications

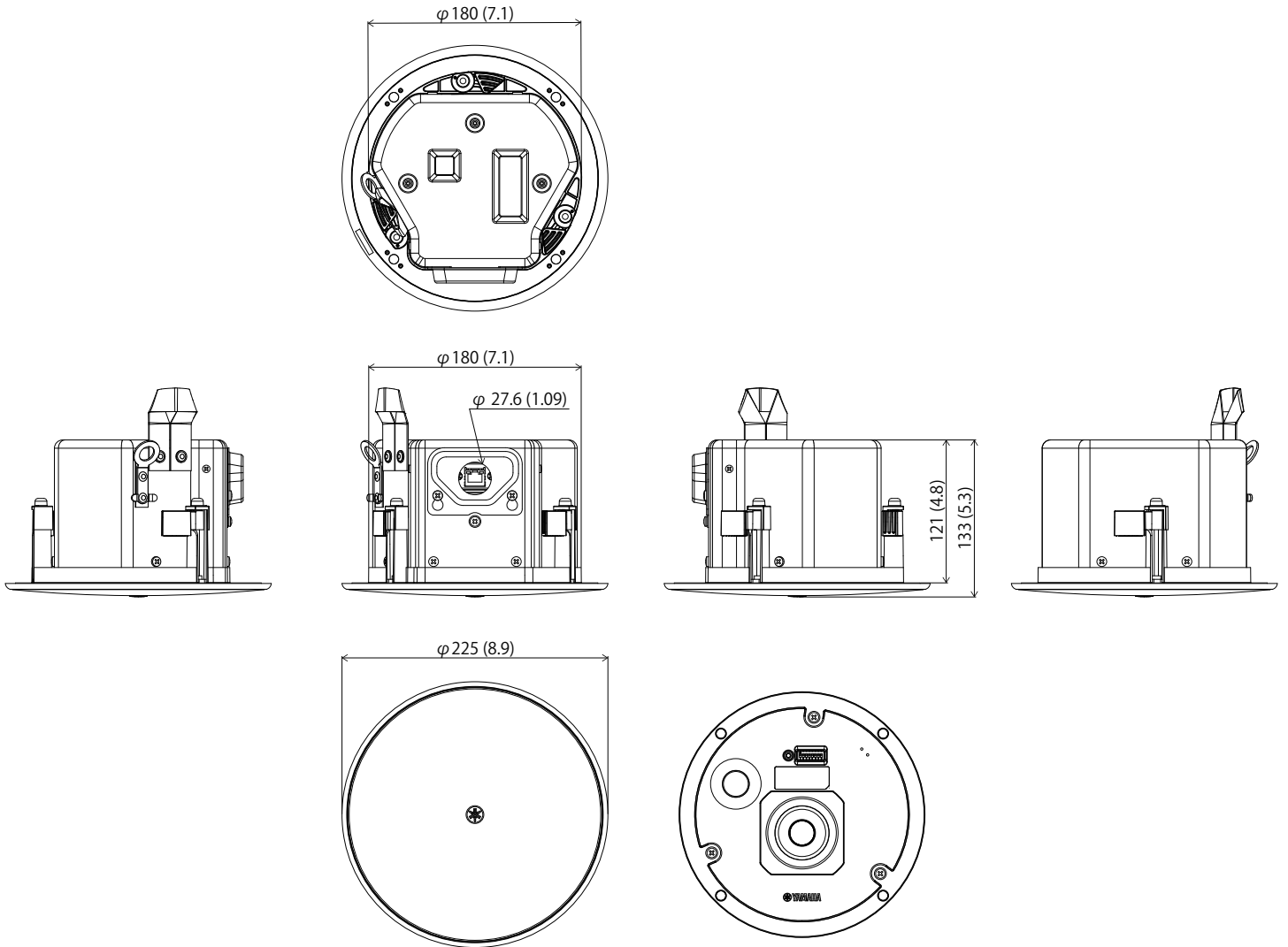
Ethernet	Dante audio/Dante control, Remote control, WebUI, PoE
Cable requirements	CAT5e or higher (STP)

### Shipping Packing Specifications

Number of Packages	Packaged in 1pc
--------------------	-----------------

**Dimensions**

Unit: mm (inch)



**Options**

- Reinforcing Bracket Kit AB-C2

## Architectural and Engineering Specifications

---

The Yamaha VXC2P shall be loudspeakers for use in conference rooms and similar environments. The loudspeaker shall be a full-range, bass-reflex, powered type employing a single 6.4cm (2.5") cone. The continuous power rating shall be 15 Watts when using PoE+ (IEEE 802.3 at) power, or 6 Watts when using PoE (IEEE 802.3 af) power.

The loudspeaker shall be capable of meeting the following performance criteria: reproduction frequency range shall be 80 Hz to 20 kHz (-10 dB), and maximum output SPL shall be 97 dB (peak, IEC noise @ 1m, when using PoE+ (IEEE 802.3 at) power). Coverage angles (-6 dB) shall be 160° horizontal, when mounted as per installation instructions.

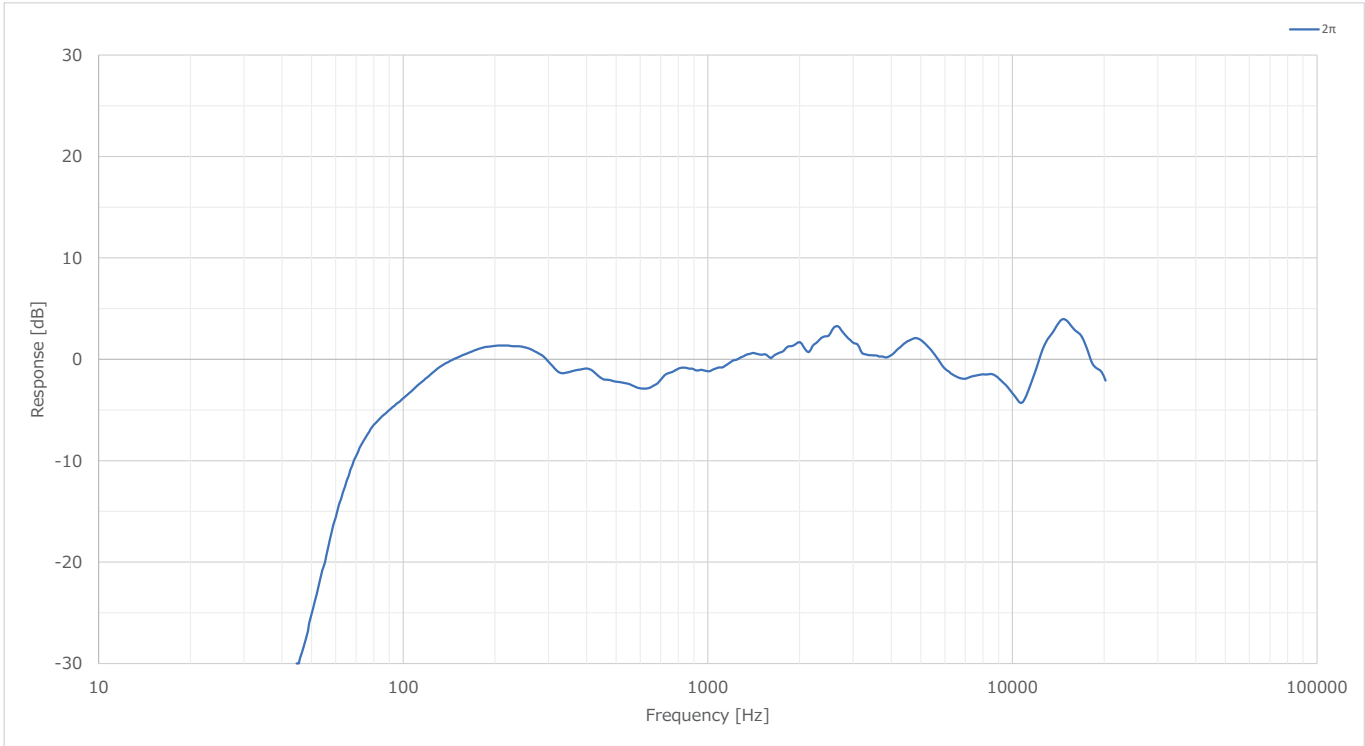
Built-in protection shall be included for speaker processing, amplifier, and power supply.

The loudspeakers shall receive both audio and power input via a single Ethernet network connection: audio via a Dante digital audio network, and power via a PoE injector or PoE network switch connected between the loudspeaker and Dante device(s). DIP switches on the front panel shall allow convenient network UNIT ID, IP address, and startup mode selection. A power indicator LED on the front panel shall light to indicate that power is ON when the device is connected to a power source, this light will then turn off approximately 30 seconds after startup. Additionally, network SYNC and LINK/ACT indicator LEDs shall be provided adjacent to a Dante/NETWORK port on the rear panel.

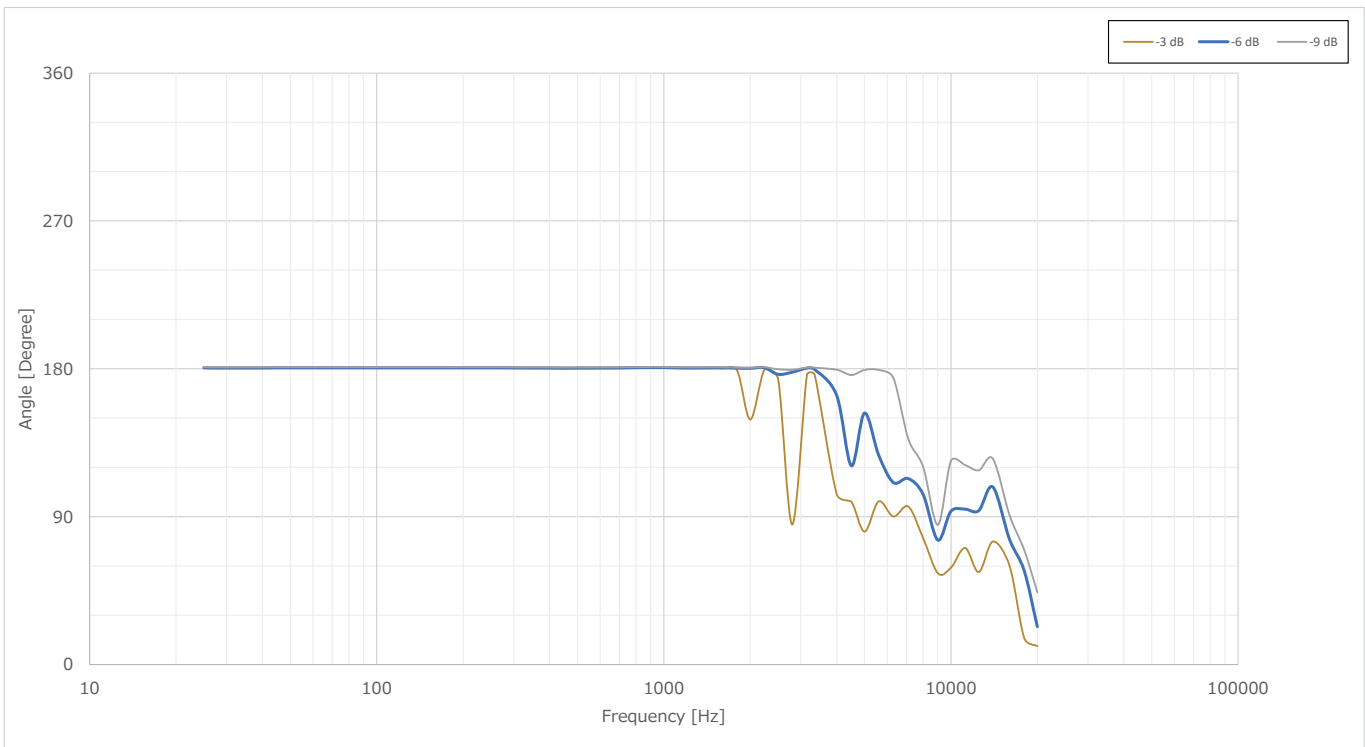
The loudspeaker enclosure shall be constructed of pressed steel with a Polypropylene baffle. The grille shall be perforated, powder-coated steel with an ABS trim ring. The loudspeaker grille shall be available in a white base colour, and can be painted if required. The loudspeaker shall be powered by Power over Ethernet: either PoE+ (IEEE 802.3 at) or PoE (IEEE 802.3 af). The loudspeaker shall be designed for ceiling-mounting, and come supplied with the necessary basic mounting hardware (integral retaining clips, safety wire x 1, template x 1).

The dimensions of the loudspeaker (excluding mounting hardware) shall be 225mm (8.86") diameter x 133mm (5.24") depth. The weight shall be 1.8kg (4.0lbs) including grille.

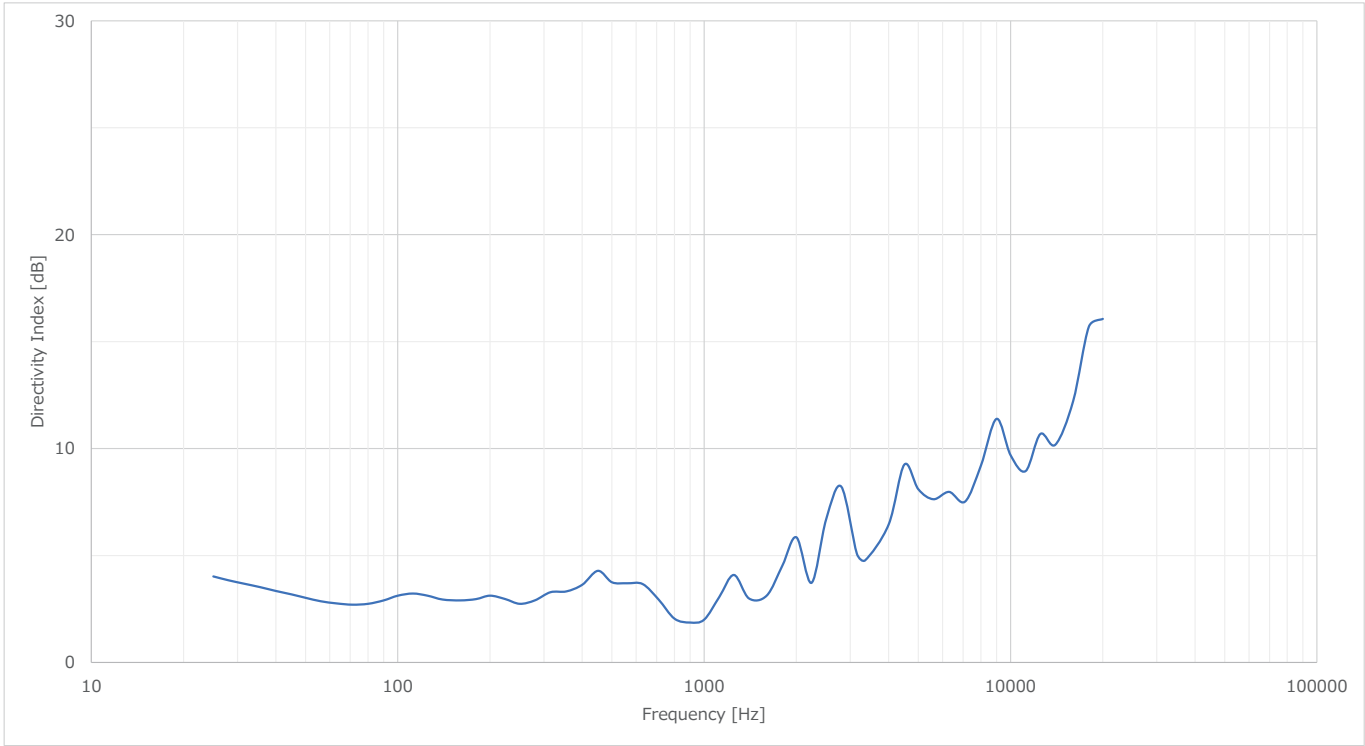
### Frequency Response



### Beamwidth

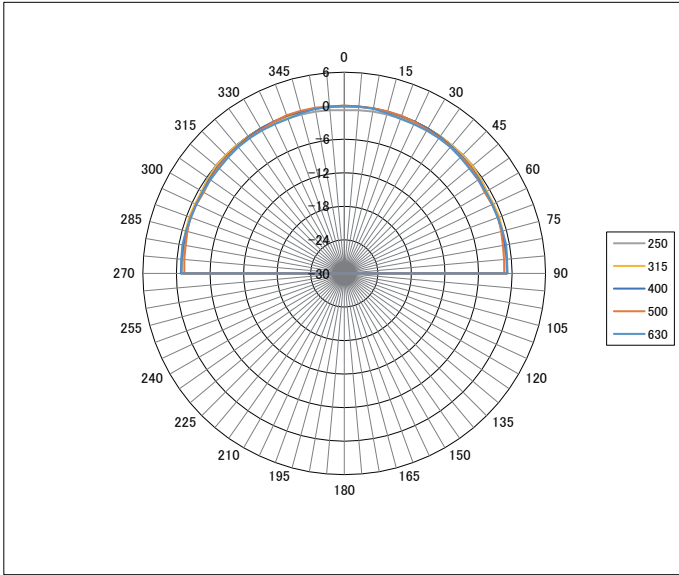


## Directivity Index

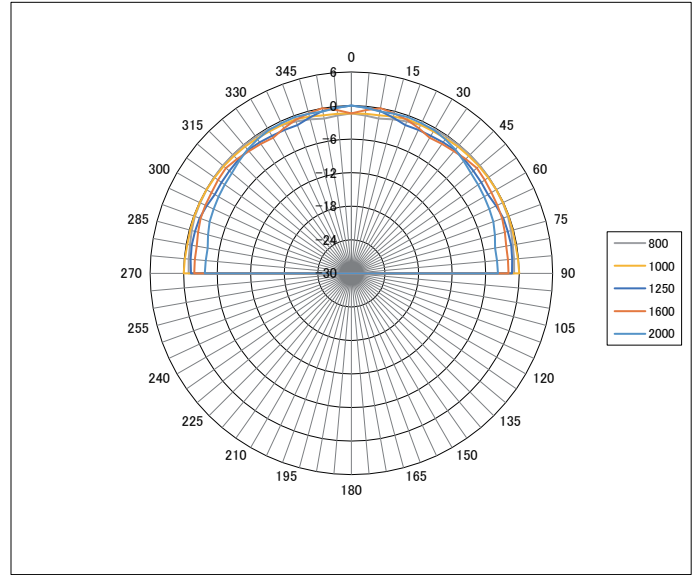


## Polar Plots

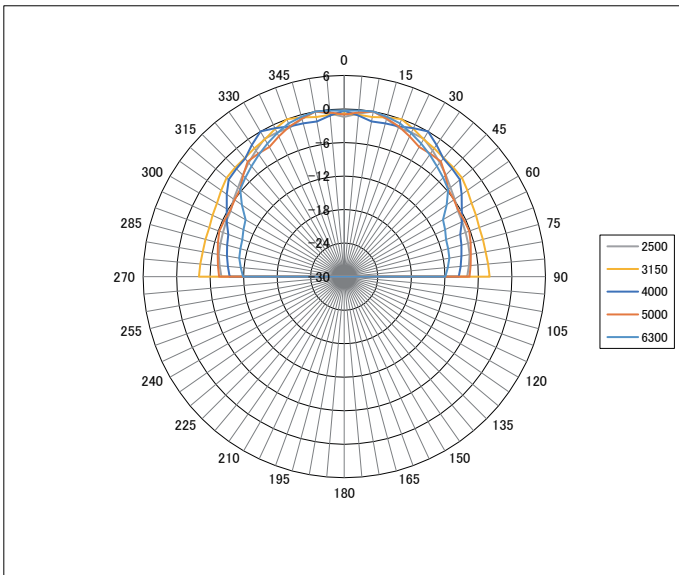
400Hz Octave Band



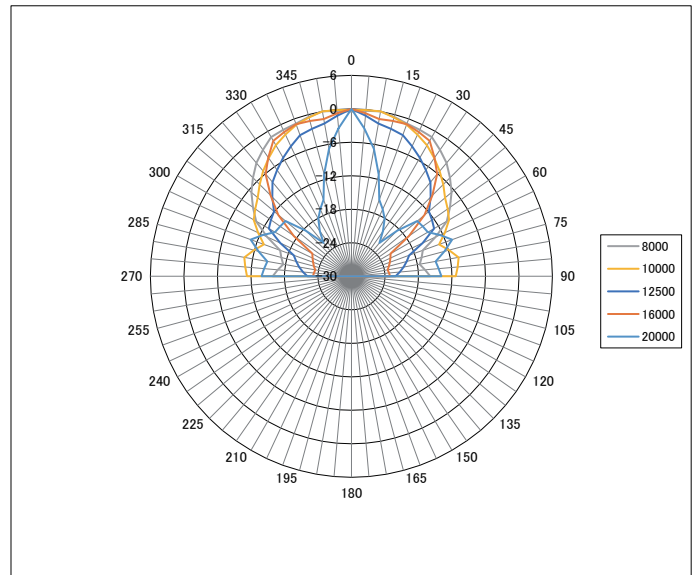
1250Hz Octave Band



4000Hz Octave Band



12500Hz Octave Band



\*All information subject to change without notice.

\*All trademarks and registered trademarks are property of their respective owners.

Created in September, 2024